Christ The Redeemer CATHOLIC SCHOOLS

2025-2026

annual education results report

An Overview of Our Performance

ALBERTA ASSURANCE ANNUAL EDUCATION RESULTS

Alberta Education Assurance is a set of 12 performance measures calculated by Alberta Education for schools and school boards across the province. Schools and school boards are evaluated based on achievement, improvement, and overall performance.



Student Learning Engagement

- *Students at your child's school are engaged in learning that is useful and interesting.*



Citizenship

- *Students at your child's school follow the rules; help each other when they can; respect each other; are encouraged at school to be involved in activities that help the community; are encouraged at school to try their best.*



Education Quality

- *Your child clearly understands what they are expected to learn at school; finds school work challenging; finds school work interesting; is learning what they need to know;*
- *Parents are satisfied with the quality of education your child is receiving at school.*



Welcoming, Caring, Respectful, and Safe Learning

- *Students at your child's school care about each other; respect each other; treat each other well.*
- *Teachers care about your child.*
- *Your child is safe at school and on the way to and from school and is treated fairly by adults at your school.*
- *Your child's school is a welcoming place to be.*



Access to Support and Services

- *At school, there are appropriate supports and services available to your child to help with their learning.*
- *When your child needs it, teachers at your child's school are available to help them.*
- *You can get the support you need from the school to help your child be successful in their learning.*
- *Your child can easily access programs and services at school to get help with school work and with problems that are not related to school work.*



Parental Involvement

- *To what extent are you involved in decisions about your child's education and decisions at your child's school?*
- *How satisfied are you that your input into your child's education is considered?*
- *How satisfied are you with the opportunity to be involved in decisions in your child's education and with your child's school?*



Gr. 9 Provincial Achievement Test (Acceptable)

- *PAT acceptable is the percentage of students who achieve the acceptable standard on Grade 9 Provincial Achievement Tests.*



Gr. 9 Provincial Achievement Test (Excellence)

- *PAT excellence is the percentage of students who achieve the standard of excellence on Grade 9 Provincial Achievement Tests.*



Diploma (Acceptable)

- *Diploma exam result (acceptable) is the percentage of students who achieve acceptable standard (i.e. a mark of 50%) on a diploma exam.*



Diploma (Excellence)

- *Diploma exam result (excellence) is the percentage of students who achieve the standard of excellence (i.e. a mark of 80%) on a diploma exam.*



3-Year Completion

- *3-Year Completion represents students who graduate within 3 years of entering Grade 10.*



5-Year Completion

- *5-Year Completion represents students who graduate within 5 years of entering Grade 10.*

[Click here for our full Annual Education Results Report]

Insights

- CTR outperformed the province on each of the 12 required assurance measures.
- CTR schools provide high-quality educational experiences, reflected in 93.1% parent satisfaction and student achievement above provincial results in the overall acceptable standard and standard of excellence on PAT and Diploma Examinations.
- CTR schools are places where students are treated with care, as demonstrated by the 92.0% measure for welcoming, caring, respectful, and safe learning environments,

WWW.REDEEMER.AB.CA

Faith Survey Results

92% *Percentage of students, parents, and teachers who indicate that they are satisfied with the relationship that exists between the school and the local Catholic parish.*

92% *Percentage of students, parents and teachers who are satisfied with the religious celebrations that are celebrated with the school.*

90% *Percentage of students, parents and teachers who are satisfied with what is being taught in religious education classes.*

90% *Percentage of students, parents and teachers who indicate they are satisfied with the level of Catholic faith formation of students at the school.*

92% *Percentage of students, parents and teachers who indicate they are satisfied with the efforts to live our Catholic Social Teaching at school.*

Insight:

Students, parents, and teachers indicate over 90% satisfaction with the formation, education, and partnerships that support Catholic education within CTR.